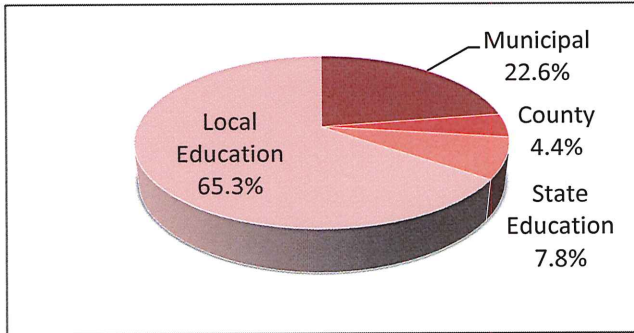


MILFORD TAX RATE COMPARISON

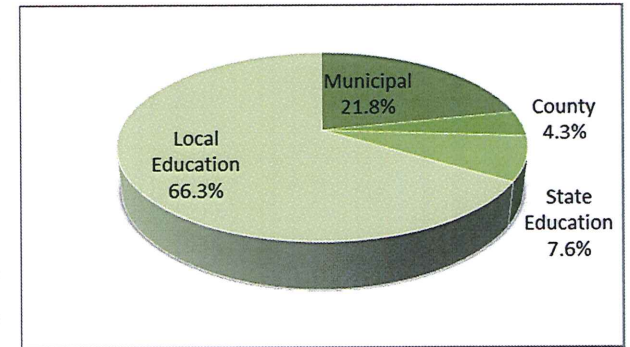
2017

Component	Amount	Percentage
Municipal	6.65	22.6%
County	1.28	4.4%
State Education	2.28	7.8%
Local Education	19.18	65.3%
Total	29.39	100.0%



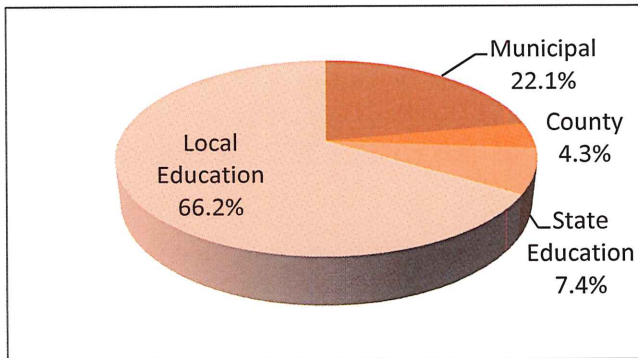
2018

Component	Amount	Percentage
Municipal	6.38	21.8%
County	1.25	4.3%
State Education	2.23	7.6%
Local Education	19.37	66.3%
Total	29.23	100.0%



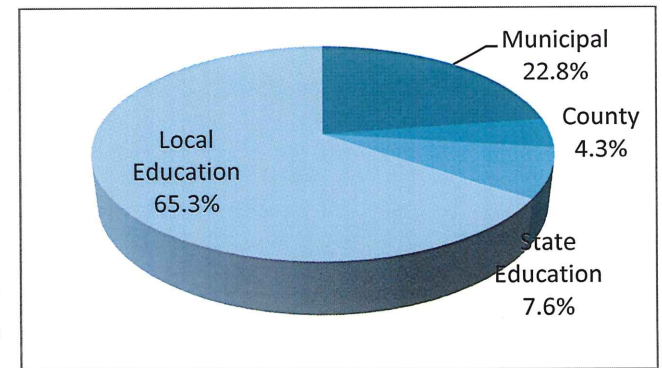
2019

Component	Amount	Percentage
Municipal	5.74	22.1%
County	1.11	4.3%
State Education	1.93	7.4%
Local Education	17.19	66.2%
Total	25.97	100.0%



2020

Component	Amount	Percentage
Municipal	5.78	22.8%
County	1.09	4.3%
State Education	1.93	7.6%
Local Education	16.57	65.3%
Total	25.37	100.0%





New Hampshire
Department of
Revenue
Administration

2020 Completed Public Tax Rates - MUNICIPAL

Municipality	Date	Valuation	Valuation w/ Utils	Municipal	County	State Ed.	Local Ed.	Total Rate
Keene	11/02/20	\$1,750,950,464	\$1,849,704,064	\$14.81	\$3.86	\$2.07	\$16.54	\$37.28
Greenville	11/06/20	\$113,421,969	\$120,335,069	\$12.52	\$1.00	\$1.93	\$7.72	\$23.17
Manchester	11/19/20	\$8,914,944,739	\$9,175,091,539	\$11.48	\$1.29	\$2.36	\$9.53	\$24.66
Bennington	12/02/20	\$125,119,139	\$128,652,139	\$10.99	\$1.02	\$1.86	\$15.52	\$29.39
Hillsborough	11/24/20	\$554,246,268	\$594,882,788	\$10.68	\$1.02	\$1.81	\$15.22	\$28.73
Peterborough	11/24/20	\$695,791,716	\$708,717,016	\$9.92	\$1.14	\$2.04	\$17.74	\$30.84
Mason	11/02/20	\$154,537,392	\$159,128,292	\$9.72	\$1.17	\$2.21	\$13.91	\$27.01
Nashua	11/04/20	\$9,941,795,453	\$10,335,998,453	\$9.10	\$1.16	\$2.08	\$10.27	\$22.61
Wilton	11/05/20	\$373,208,024	\$377,943,924	\$8.70	\$1.25	\$2.18	\$17.26	\$29.39
Greenfield	11/06/20	\$166,386,105	\$170,277,305	\$8.50	\$1.06	\$1.96	\$15.63	\$27.15
Goffstown	11/03/20	\$1,649,573,600	\$1,732,938,400	\$8.24	\$1.12	\$1.99	\$13.47	\$24.82
Francestown	11/16/20	\$214,303,259	\$217,929,959	\$7.86	\$1.02	\$1.83	\$15.15	\$25.86
Hancock	11/09/20	\$244,895,428	\$250,769,628	\$7.60	\$1.14	\$2.01	\$15.47	\$26.22
Lyndeborough	11/09/20	\$209,701,687	\$212,076,187	\$7.35	\$1.04	\$1.57	\$11.38	\$21.34
Deering	11/09/20	\$226,451,640	\$239,002,940	\$6.80	\$0.96	\$1.75	\$15.30	\$24.81
Hudson	10/29/20	\$3,023,151,329	\$3,179,000,329	\$6.14	\$1.15	\$2.08	\$12.00	\$21.37
Milford	11/10/20	\$1,618,305,257	\$1,656,349,157	\$5.78	\$1.09	\$1.93	\$16.57	\$25.37
Pelham	12/02/20	\$1,943,827,420	\$2,003,772,810	\$5.78	\$1.03	\$1.94	\$11.45	\$20.20
Brookline	10/27/20	\$660,479,533	\$670,989,733	\$5.77	\$1.06	\$1.87	\$19.10	\$27.80
Hooksett	11/13/20	\$1,928,494,229	\$2,047,885,829	\$5.63	\$2.95	\$2.00	\$11.93	\$22.51
Amherst	10/29/20	\$1,698,425,800	\$1,745,846,700	\$5.60	\$1.20	\$2.15	\$19.53	\$28.48
Hollis	10/27/20	\$1,369,664,343	\$1,387,997,343	\$5.54	\$1.13	\$2.02	\$14.49	\$23.18
New Boston	11/03/20	\$669,493,614	\$683,500,314	\$5.42	\$1.11	\$2.02	\$15.54	\$24.09
Temple	11/20/20	\$159,989,052	\$163,177,452	\$5.25	\$1.01	\$1.81	\$16.09	\$24.16
Sharon	11/30/20	\$56,627,791	\$57,477,691	\$5.09	\$0.95	\$1.76	\$14.80	\$22.60
Merrimack	11/13/20	\$3,401,306,102	\$3,547,578,102	\$5.06	\$1.17	\$2.14	\$15.69	\$24.06
Weare	11/17/20	\$854,990,508	\$889,309,808	\$4.79	\$1.16	\$2.12	\$15.88	\$23.95
Mont Vernon	11/12/20	\$314,172,014	\$317,254,014	\$4.74	\$1.01	\$1.93	\$18.90	\$26.58
New Ipswich	11/30/20	\$467,628,211	\$483,823,011	\$4.70	\$1.02	\$1.78	\$13.75	\$21.25
Bedford	10/20/20	\$4,026,116,157	\$4,092,109,157	\$4.24	\$1.07	\$2.00	\$12.71	\$20.02
Litchfield	10/20/20	\$1,123,593,141	\$1,171,886,341	\$3.92	\$0.96	\$1.71	\$11.99	\$18.58



New Hampshire
Department of
Revenue
Administration

2020 Completed Public Tax Rates - EDUCATION

Municipality	Date	Valuation	Valuation w/ Utils	Municipal	County	State Ed.	Local Ed.	Total Rate
Amherst	10/29/20	\$1,698,425,800	\$1,745,846,700	\$5.60	\$1.20	\$2.15	\$19.53	\$28.48
Brookline	10/27/20	\$660,479,533	\$670,989,733	\$5.77	\$1.06	\$1.87	\$19.10	\$27.80
Mont Vernon	11/12/20	\$314,172,014	\$317,254,014	\$4.74	\$1.01	\$1.93	\$18.90	\$26.58
Peterborough	11/24/20	\$695,791,716	\$708,717,016	\$9.92	\$1.14	\$2.04	\$17.74	\$30.84
Wilton	11/05/20	\$373,208,024	\$377,943,924	\$8.70	\$1.25	\$2.18	\$17.26	\$29.39
Milford	11/10/20	\$1,618,305,257	\$1,656,349,157	\$5.78	\$1.09	\$1.93	\$16.57	\$25.37
Keene	11/02/20	\$1,750,950,464	\$1,849,704,064	\$14.81	\$3.86	\$2.07	\$16.54	\$37.28
Temple	11/20/20	\$159,989,052	\$163,177,452	\$5.25	\$1.01	\$1.81	\$16.09	\$24.16
Weare	11/17/20	\$854,990,508	\$889,309,808	\$4.79	\$1.16	\$2.12	\$15.88	\$23.95
Merrimack	11/13/20	\$3,401,306,102	\$3,547,578,102	\$5.06	\$1.17	\$2.14	\$15.69	\$24.06
Greenfield	11/06/20	\$166,386,105	\$170,277,305	\$8.50	\$1.06	\$1.96	\$15.63	\$27.15
New Boston	11/03/20	\$669,493,614	\$683,500,314	\$5.42	\$1.11	\$2.02	\$15.54	\$24.09
Bennington	12/02/20	\$125,119,139	\$128,652,139	\$10.99	\$1.02	\$1.86	\$15.52	\$29.39
Hancock	11/09/20	\$244,895,428	\$250,769,628	\$7.60	\$1.14	\$2.01	\$15.47	\$26.22
Deering	11/09/20	\$226,451,640	\$239,002,940	\$6.80	\$0.96	\$1.75	\$15.30	\$24.81
Hillsborough	11/24/20	\$554,246,268	\$594,882,788	\$10.68	\$1.02	\$1.81	\$15.22	\$28.73
Francestown	11/16/20	\$214,303,259	\$217,929,959	\$7.86	\$1.02	\$1.83	\$15.15	\$25.86
Sharon	11/30/20	\$56,627,791	\$57,477,691	\$5.09	\$0.95	\$1.76	\$14.80	\$22.60
Hollis	10/27/20	\$1,369,664,343	\$1,387,997,343	\$5.54	\$1.13	\$2.02	\$14.49	\$23.18
Mason	11/02/20	\$154,537,392	\$159,128,292	\$9.72	\$1.17	\$2.21	\$13.91	\$27.01
New Ipswich	11/30/20	\$467,628,211	\$483,823,011	\$4.70	\$1.02	\$1.78	\$13.75	\$21.25
Goffstown	11/03/20	\$1,649,573,600	\$1,732,938,400	\$8.24	\$1.12	\$1.99	\$13.47	\$24.82
Bedford	10/20/20	\$4,026,116,157	\$4,092,109,157	\$4.24	\$1.07	\$2.00	\$12.71	\$20.02
Hudson	10/29/20	\$3,023,151,329	\$3,179,000,329	\$6.14	\$1.15	\$2.08	\$12.00	\$21.37
Litchfield	10/20/20	\$1,123,593,141	\$1,171,886,341	\$3.92	\$0.96	\$1.71	\$11.99	\$18.58
Hooksett	11/13/20	\$1,928,494,229	\$2,047,885,829	\$5.63	\$2.95	\$2.00	\$11.93	\$22.51
Pelham	12/02/20	\$1,943,827,420	\$2,003,772,810	\$5.78	\$1.03	\$1.94	\$11.45	\$20.20
Lyndeborough	11/09/20	\$209,701,687	\$212,076,187	\$7.35	\$1.04	\$1.57	\$11.38	\$21.34
Nashua	11/04/20	\$9,941,795,453	\$10,335,998,453	\$9.10	\$1.16	\$2.08	\$10.27	\$22.61
Manchester	11/19/20	\$8,914,944,739	\$9,175,091,539	\$11.48	\$1.29	\$2.36	\$9.53	\$24.66
Greenville	11/06/20	\$113,421,969	\$120,335,069	\$12.52	\$1.00	\$1.93	\$7.72	\$23.17



New Hampshire
Department of
Revenue
Administration

2020 Completed Public Tax Rates OVERALL

Municipality	Date	Valuation	Valuation w/ Utils	Municipal	County	State Ed.	Local Ed.	Total Rate
Keene	11/02/20	\$1,750,950,464	\$1,849,704,064	\$14.81	\$3.86	\$2.07	\$16.54	\$37.28
Peterborough	11/24/20	\$695,791,716	\$708,717,016	\$9.92	\$1.14	\$2.04	\$17.74	\$30.84
Wilton	11/05/20	\$373,208,024	\$377,943,924	\$8.70	\$1.25	\$2.18	\$17.26	\$29.39
Bennington	12/02/20	\$125,119,139	\$128,652,139	\$10.99	\$1.02	\$1.86	\$15.52	\$29.39
Hillsborough	11/24/20	\$554,246,268	\$594,882,788	\$10.68	\$1.02	\$1.81	\$15.22	\$28.73
Amherst	10/29/20	\$1,698,425,800	\$1,745,846,700	\$5.60	\$1.20	\$2.15	\$19.53	\$28.48
Brookline	10/27/20	\$660,479,533	\$670,989,733	\$5.77	\$1.06	\$1.87	\$19.10	\$27.80
Greenfield	11/06/20	\$166,386,105	\$170,277,305	\$8.50	\$1.06	\$1.96	\$15.63	\$27.15
Mason	11/02/20	\$154,537,392	\$159,128,292	\$9.72	\$1.17	\$2.21	\$13.91	\$27.01
Mont Vernon	11/12/20	\$314,172,014	\$317,254,014	\$4.74	\$1.01	\$1.93	\$18.90	\$26.58
Hancock	11/09/20	\$244,895,428	\$250,769,628	\$7.60	\$1.14	\$2.01	\$15.47	\$26.22
Francestown	11/16/20	\$214,303,259	\$217,929,959	\$7.86	\$1.02	\$1.83	\$15.15	\$25.86
Milford	11/10/20	\$1,618,305,257	\$1,656,349,157	\$5.78	\$1.09	\$1.93	\$16.57	\$25.37
Goffstown	11/03/20	\$1,649,573,600	\$1,732,938,400	\$8.24	\$1.12	\$1.99	\$13.47	\$24.82
Deering	11/09/20	\$226,451,640	\$239,002,940	\$6.80	\$0.96	\$1.75	\$15.30	\$24.81
Manchester	11/19/20	\$8,914,944,739	\$9,175,091,539	\$11.48	\$1.29	\$2.36	\$9.53	\$24.66
Temple	11/20/20	\$159,989,052	\$163,177,452	\$5.25	\$1.01	\$1.81	\$16.09	\$24.16
New Boston	11/03/20	\$669,493,614	\$683,500,314	\$5.42	\$1.11	\$2.02	\$15.54	\$24.09
Merrimack	11/13/20	\$3,401,306,102	\$3,547,578,102	\$5.06	\$1.17	\$2.14	\$15.69	\$24.06
Weare	11/17/20	\$854,990,508	\$889,309,808	\$4.79	\$1.16	\$2.12	\$15.88	\$23.95
Hollis	10/27/20	\$1,369,664,343	\$1,387,997,343	\$5.54	\$1.13	\$2.02	\$14.49	\$23.18
Greenville	11/06/20	\$113,421,969	\$120,335,069	\$12.52	\$1.00	\$1.93	\$7.72	\$23.17
Nashua	11/04/20	\$9,941,795,453	\$10,335,998,453	\$9.10	\$1.16	\$2.08	\$10.27	\$22.61
Sharon	11/30/20	\$56,627,791	\$57,477,691	\$5.09	\$0.95	\$1.76	\$14.80	\$22.60
Hooksett	11/13/20	\$1,928,494,229	\$2,047,885,829	\$5.63	\$2.95	\$2.00	\$11.93	\$22.51
Hudson	10/29/20	\$3,023,151,329	\$3,179,000,329	\$6.14	\$1.15	\$2.08	\$12.00	\$21.37
Lyndeborough	11/09/20	\$209,701,687	\$212,076,187	\$7.35	\$1.04	\$1.57	\$11.38	\$21.34
New Ipswich	11/30/20	\$467,628,211	\$483,823,011	\$4.70	\$1.02	\$1.78	\$13.75	\$21.25
Pelham	12/02/20	\$1,943,827,420	\$2,003,772,810	\$5.78	\$1.03	\$1.94	\$11.45	\$20.20
Bedford	10/20/20	\$4,026,116,157	\$4,092,109,157	\$4.24	\$1.07	\$2.00	\$12.71	\$20.02
Litchfield	10/20/20	\$1,123,593,141	\$1,171,886,341	\$3.92	\$0.96	\$1.71	\$11.99	\$18.58